

SUMMARY OF APPROPRIATION, ALLOTMENTS, OBLIGATIONS AND BALANCES - / OBJECT OF EXPENDITURES
As of the Quarter Ending March 31, 2019


Department: State Universities and Colleges (SUCs)
Agency: Basilan State College
Operating Unit: N/A

Authorization: 02 - Continuing Appropriations
Report Status: SUBMITTED

Organization Code (UACS): 081090000000
Fund Cluster: 01 - Regular Agency Fund

Particulars	UACS CODE	Appropriation				Allotments				Current Year Disbursements					Balances									
		Authorized Appropriation	Adjustments (Transfer To/From, Realignment)	Adjusted Appropriations	Allotments Received	Adjustments (Withdrawal, Realignment)	Transfer To	Transfer From	Adjusted Total Allotments	1st Quarter Ending March 31	2nd Quarter Ending June 30	3rd Quarter Ending Sept. 30	4th Quarter Ending Dec. 31	Total	Unreleased Appropriations	Unobligated Allotment	Unpaid Obligations (15-20) - (23-24) Due and Demandable							
		3	4	5=(3+4)	6	7	8	9	10=(8+9)	11	12	13	14	15=(11+12+13+14)	16	17	18	19	20=(15+16+17+18)	21=(5-10)	22=(16-19)	23	24	
L. Agency Specific Budget																								
Specific Budgets of National Government Agencies																								
Property, Plant and Equipment	01102101	1,730,875.21		1,730,875.21	1,730,875.21									1,730,875.21	133,056.36				133,056.36					5,887.64
Buildings and Other Structures	1865000000	1,431,307.97		1,431,307.97	1,431,307.97									1,431,307.97					1,431,307.97					
Buildings	1865010000	1,049,987.97		1,049,987.97	1,049,987.97									1,049,987.97					1,049,987.97					
Buildings	1865020000	381,340.00		381,340.00	381,340.00									381,340.00					381,340.00					
School Buildings	1865030000	512,467.73		512,467.73	512,467.73									512,467.73					512,467.73					
School Buildings	1865040000	512,467.73		512,467.73	512,467.73									512,467.73					512,467.73					
Machinery and Equipment	1865050000	381,340.00		381,340.00	381,340.00									381,340.00					381,340.00					
Machinery and Equipment	1865060000	381,340.00		381,340.00	381,340.00									381,340.00					381,340.00					
Other Machinery and Equipment	1865070000	381,340.00		381,340.00	381,340.00									381,340.00					381,340.00					
Maintenance and Other Operating Expenses	5020100000	299,567.24		299,567.24	299,567.24									299,567.24					299,567.24					
Travel Expenses	5020110000	117,644.06		117,644.06	117,644.06									117,644.06					117,644.06					
Travel Expenses - Local	5020120000	117,644.06		117,644.06	117,644.06									117,644.06					117,644.06					
Travel Expenses - Local	5020130000	117,644.06		117,644.06	117,644.06									117,644.06					117,644.06					
Training and Scholarship Expenses	5020200000	27,500.00		27,500.00	27,500.00									27,500.00					27,500.00					
Training Expenses	5020210000	27,500.00		27,500.00	27,500.00									27,500.00					27,500.00					
Training Expenses	5020220000	27,500.00		27,500.00	27,500.00									27,500.00					27,500.00					
Supplies and Materials Expenses	5020300000	19,000.00		19,000.00	19,000.00									19,000.00					19,000.00					
Supplies and Materials Expenses	5020310000	19,000.00		19,000.00	19,000.00									19,000.00					19,000.00					
Supplies and Materials Expenses	5020320000	19,000.00		19,000.00	19,000.00									19,000.00					19,000.00					
Other Supplies and Materials Expenses	5020330000	19,000.00		19,000.00	19,000.00									19,000.00					19,000.00					
Utility Expenses	5020400000	133,923.18		133,923.18	133,923.18									133,923.18					133,923.18					
Electricity Expenses	5020410000	133,923.18		133,923.18	133,923.18									133,923.18					133,923.18					
Electricity Expenses	5020420000	133,923.18		133,923.18	133,923.18									133,923.18					133,923.18					
Electricity Expenses	5020430000	133,923.18		133,923.18	133,923.18									133,923.18					133,923.18					
Repairs and Maintenance - Buildings and Other Structures	5021300000	99,794.00		99,794.00	99,794.00									99,794.00					99,794.00					
Repairs and Maintenance - Buildings and Other Structures	5021310000	99,794.00		99,794.00	99,794.00									99,794.00					99,794.00					
Repairs and Maintenance - Buildings and Other Structures	5021320000	99,794.00		99,794.00	99,794.00									99,794.00					99,794.00					
Buildings	5021330000	99,794.00		99,794.00	99,794.00									99,794.00					99,794.00					
Buildings	5021340000	99,794.00		99,794.00	99,794.00									99,794.00					99,794.00					
Other Maintenance and Operating Expenses	5029000000	1,500.00		1,500.00	1,500.00									1,500.00					1,500.00					
Printing and Publication Expenses	5029010000	1,500.00		1,500.00	1,500.00									1,500.00					1,500.00					
Printing and Publication Expenses	5029020000	1,500.00		1,500.00	1,500.00									1,500.00					1,500.00					
Printing and Publication Expenses	5029030000	1,500.00		1,500.00	1,500.00									1,500.00					1,500.00					
GRAND TOTAL		1,730,875.21		1,730,875.21	1,730,875.21									1,730,875.21	133,056.36				133,056.36					5,887.64

Certified Correct:


jahanan wanda
Agency Budget Officer


Date: 14/May/2019

Certified Correct:


hassan, rouhana ann
Agency Chief Accountant


Date:

Recommended By:


husin, neneng
Director, FMS

Date: 15/May/2019

Approved By:


saifain, haipa
Head of Agency or Authorized Representative

Date: 15/May/2019